


PUNE DISTRICT EDUCATION ASSOCIATION'S

MAMASAHEB MOHOL COLLEGE, PUNE



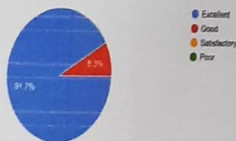
Student's Feedback about Teacher 2021-2022
(Computer Science Faculty)

1. Prof. More S.S

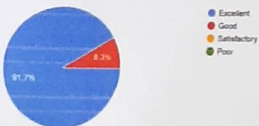
1. How well did the teachers prepare for the classes?
12 responses



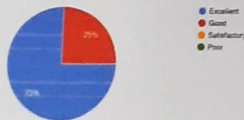
2. How well were the teachers able to communicate?
12 responses



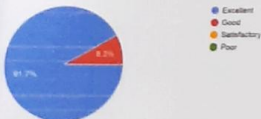
3. Teachers encourage you to participate in extracurricular activities.
12 responses



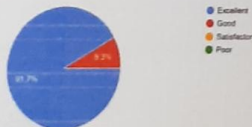
4. The institute/ teachers use student centric methods, such as experiential learning, participative learning and problem solving methodologies for enhancing learning experiences.
12 responses



5. The teachers illustrate the concepts through examples and applications.
12 responses



6. The teachers identify your strengths and encourage you with providing right level of challenges.
12 responses



7. Teachers are able to identify your weaknesses and help you to overcome them.
12 responses



8. Teachers inform you about your expected competencies, course outcomes and program outcomes.
12 responses



2. Dr. Rane S.S



1. How well did the teachers prepare for the classes?
8 responses



2. How well were the teachers able to communicate?
8 responses



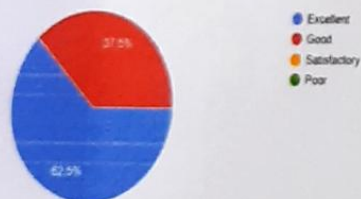
3. Teachers encourage you to participate in extracurricular activities.
6 responses



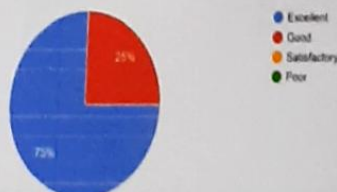
4. The institute teachers use student centric methods, such as experiential learning, participation learning and problem solving methodologies for enhancing learning experiences.
8 responses



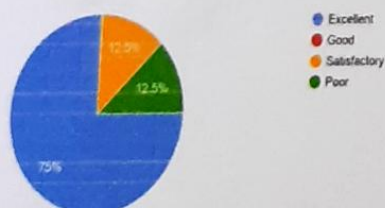
5. The teachers illustrate the concepts through examples and applications.
8 responses



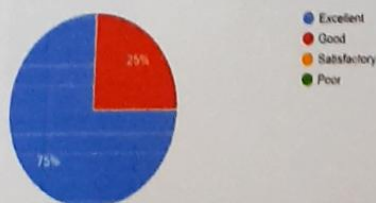
6. The teachers identify your strengths and encourage you with providing right level of challenges.
8 responses



7. Teachers are able to identify your weaknesses and help you to overcome them.
8 responses



8. Teachers inform you about your expected competencies, course outcomes and program outcomes.
8 responses

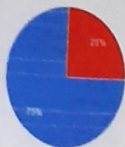


3. Prof. Mame G.S



1. How well did the teachers prepare for the classes?

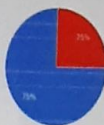
4 responses



● Excellent
● Good
● Satisfactory
● Poor

2. How well were the teachers able to communicate?

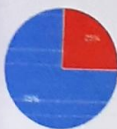
4 responses



● Excellent
● Good
● Satisfactory
● Poor

3. Teachers encourage you to participate in extracurricular activities.

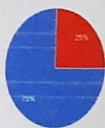
4 responses



● Excellent
● Good
● Satisfactory
● Poor

4. The institute/ teachers use student centric methods, such as experiential learning, participation learning and problem solving methodologies for enhancing learning experiences.

4 responses



● Excellent
● Good
● Satisfactory
● Poor

5. The teachers illustrate the concepts through examples and applications.

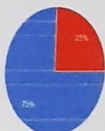
4 responses



● Excellent
● Good
● Satisfactory
● Poor

6. The teachers identify your strengths and encourage you with providing right level of challenges.

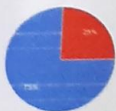
4 responses



● Excellent
● Good
● Satisfactory
● Poor

7. Teachers are able to identify your weaknesses and help you to overcome them.


4 responses



● Excellent
● Good
● Satisfactory
● Poor

8. Teachers inform you about your expected competencies, course outcomes and program outcomes.

4 responses



● Excellent
● Good
● Satisfactory
● Poor



Student's Feedback about Teacher 2021-2022 (Commerce Faculty)

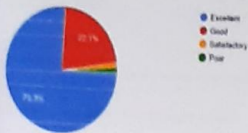
1. Dr. Dakale S.P



2. Dr. Humbad P.E



1. How well did the teachers prepare for the classes?
77 responses



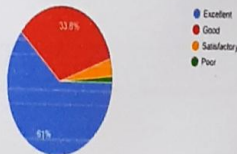
2. How well were the teachers able to communicate?
77 responses



3. Teachers encourage you to participate in extracurricular activities.
77 responses



4. The institute/ teachers use student centric methods, such as experiential learning, participation learning and problem solving methodologies for enhancing learning experiences.
77 responses



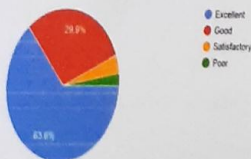
5. The teachers illustrate the concepts through examples and applications.
77 responses



6. The teachers identify your strengths and encourage you with providing right level of challenges.
77 responses



7. Teachers are able to identify your weaknesses and help you to overcome them.
77 responses



8. Teachers inform you about your expected competencies, course outcomes and program outcomes.
77 responses





11. Prof Gambhire S.S

<p>1. How well did the teachers prepare for the classes? 9 responses</p> <table border="1"> <thead> <tr> <th>Category</th> <th>Percentage</th> </tr> </thead> <tbody> <tr> <td>Excellent</td> <td>88.9%</td> </tr> <tr> <td>Good</td> <td>11.1%</td> </tr> <tr> <td>Satisfactory</td> <td>0%</td> </tr> <tr> <td>Poor</td> <td>0%</td> </tr> </tbody> </table>	Category	Percentage	Excellent	88.9%	Good	11.1%	Satisfactory	0%	Poor	0%	<p>2. How well were the teachers able to communicate? 9 responses</p> <table border="1"> <thead> <tr> <th>Category</th> <th>Percentage</th> </tr> </thead> <tbody> <tr> <td>Excellent</td> <td>77.8%</td> </tr> <tr> <td>Good</td> <td>11.1%</td> </tr> <tr> <td>Satisfactory</td> <td>11.1%</td> </tr> <tr> <td>Poor</td> <td>0%</td> </tr> </tbody> </table>	Category	Percentage	Excellent	77.8%	Good	11.1%	Satisfactory	11.1%	Poor	0%
Category	Percentage																				
Excellent	88.9%																				
Good	11.1%																				
Satisfactory	0%																				
Poor	0%																				
Category	Percentage																				
Excellent	77.8%																				
Good	11.1%																				
Satisfactory	11.1%																				
Poor	0%																				
<p>3. Teachers encourage you to participate in extracurricular activities. 9 responses</p> <table border="1"> <thead> <tr> <th>Category</th> <th>Percentage</th> </tr> </thead> <tbody> <tr> <td>Excellent</td> <td>55.6%</td> </tr> <tr> <td>Good</td> <td>44.4%</td> </tr> <tr> <td>Satisfactory</td> <td>0%</td> </tr> <tr> <td>Poor</td> <td>0%</td> </tr> </tbody> </table>	Category	Percentage	Excellent	55.6%	Good	44.4%	Satisfactory	0%	Poor	0%	<p>4. The institute/ teachers use student centric methods, such as experiential learning, participatory learning and problem solving methodologies for enhancing learning experiences. 9 responses</p> <table border="1"> <thead> <tr> <th>Category</th> <th>Percentage</th> </tr> </thead> <tbody> <tr> <td>Excellent</td> <td>55.6%</td> </tr> <tr> <td>Good</td> <td>44.4%</td> </tr> <tr> <td>Satisfactory</td> <td>0%</td> </tr> <tr> <td>Poor</td> <td>0%</td> </tr> </tbody> </table>	Category	Percentage	Excellent	55.6%	Good	44.4%	Satisfactory	0%	Poor	0%
Category	Percentage																				
Excellent	55.6%																				
Good	44.4%																				
Satisfactory	0%																				
Poor	0%																				
Category	Percentage																				
Excellent	55.6%																				
Good	44.4%																				
Satisfactory	0%																				
Poor	0%																				
<p>5. The teachers illustrate the concepts through examples and applications. 9 responses</p> <table border="1"> <thead> <tr> <th>Category</th> <th>Percentage</th> </tr> </thead> <tbody> <tr> <td>Excellent</td> <td>66.7%</td> </tr> <tr> <td>Good</td> <td>22.2%</td> </tr> <tr> <td>Satisfactory</td> <td>11.1%</td> </tr> <tr> <td>Poor</td> <td>0%</td> </tr> </tbody> </table>	Category	Percentage	Excellent	66.7%	Good	22.2%	Satisfactory	11.1%	Poor	0%	<p>6. The teachers identify your strengths and encourage you with providing right level of challenges. 9 responses</p> <table border="1"> <thead> <tr> <th>Category</th> <th>Percentage</th> </tr> </thead> <tbody> <tr> <td>Excellent</td> <td>77.8%</td> </tr> <tr> <td>Good</td> <td>22.2%</td> </tr> <tr> <td>Satisfactory</td> <td>0%</td> </tr> <tr> <td>Poor</td> <td>0%</td> </tr> </tbody> </table>	Category	Percentage	Excellent	77.8%	Good	22.2%	Satisfactory	0%	Poor	0%
Category	Percentage																				
Excellent	66.7%																				
Good	22.2%																				
Satisfactory	11.1%																				
Poor	0%																				
Category	Percentage																				
Excellent	77.8%																				
Good	22.2%																				
Satisfactory	0%																				
Poor	0%																				
<p>7. Teachers are able to identify your weaknesses and help you to overcome them. 9 responses</p> <table border="1"> <thead> <tr> <th>Category</th> <th>Percentage</th> </tr> </thead> <tbody> <tr> <td>Excellent</td> <td>66.7%</td> </tr> <tr> <td>Good</td> <td>22.2%</td> </tr> <tr> <td>Satisfactory</td> <td>11.1%</td> </tr> <tr> <td>Poor</td> <td>0%</td> </tr> </tbody> </table>	Category	Percentage	Excellent	66.7%	Good	22.2%	Satisfactory	11.1%	Poor	0%	<p>8. Teachers inform you about your expected competencies, course outcomes and program outcomes. 9 responses</p> <table border="1"> <thead> <tr> <th>Category</th> <th>Percentage</th> </tr> </thead> <tbody> <tr> <td>Excellent</td> <td>55.6%</td> </tr> <tr> <td>Good</td> <td>22.2%</td> </tr> <tr> <td>Satisfactory</td> <td>22.2%</td> </tr> <tr> <td>Poor</td> <td>0%</td> </tr> </tbody> </table>	Category	Percentage	Excellent	55.6%	Good	22.2%	Satisfactory	22.2%	Poor	0%
Category	Percentage																				
Excellent	66.7%																				
Good	22.2%																				
Satisfactory	11.1%																				
Poor	0%																				
Category	Percentage																				
Excellent	55.6%																				
Good	22.2%																				
Satisfactory	22.2%																				
Poor	0%																				

20/5/2022
 Dr. Shinde Swati B
 Co-ordinator
 Principal
 24/5/22

PRINCIPAL
 Mamasahab Mohol College
 Paud Road, Pune - 411038.

